

CVS Labeling Requirements (carton, seasonal and pallet)

Carton Label



CVS does not review/approve carton labels prior to shipping. Please review the below requirements and ensure your labels are in compliance.

Requirements:

- ✓ **One label per carton**
- ✓ **Size / Placement:** No size requirement. No placement requirement (any one side, prefer upper left hand corner)
- ✓ **Formatting:** No specific format required. The information can be provided on a label and/or imprinted on the carton
- ✓ **Content:**
 1. Supplier Name
 2. CVS Item Number
 3. Product Description
 4. Case Pack
 5. Weight (required for 10 lbs & over)
 6. UPC Numbers and Barcodes:
 - Each carton must UPC numbers and a scannable barcode
 - If you presently have a CASE UPC/Barcode on the cartons, ensure the CASE UPC numbers have been provided to the CVS Merchant Team via the New Item Form
 - If a CASE UPC/barcode is not available, the ITEM UPC/barcode is required
 7. Expiration Date - as applicable

Expiration Dates must be in a readable date format (ie. MM/DD/YYYY)

Carton label sample. This is a generic label and is not intended to be used as a template.

Shipper Info	Supplier Name Address City, State Zip Code																
Item Info	<table> <tr> <td>CVS Item Number</td> <td>123456</td> <td></td> </tr> <tr> <td>Product Desc</td> <td>Product Description</td> <td></td> </tr> <tr> <td>Case Pack</td> <td>24 pcs per case</td> <td><i>Number of units or inner pcks</i></td> </tr> <tr> <td>Weight</td> <td>10.5 lbs</td> <td><i>Required for 10 lbs and over</i></td> </tr> <tr> <td>Exp Date</td> <td>00/00/0000</td> <td><i>Required date format 00/00/0000</i></td> </tr> </table>	CVS Item Number	123456		Product Desc	Product Description		Case Pack	24 pcs per case	<i>Number of units or inner pcks</i>	Weight	10.5 lbs	<i>Required for 10 lbs and over</i>	Exp Date	00/00/0000	<i>Required date format 00/00/0000</i>	
CVS Item Number	123456																
Product Desc	Product Description																
Case Pack	24 pcs per case	<i>Number of units or inner pcks</i>															
Weight	10.5 lbs	<i>Required for 10 lbs and over</i>															
Exp Date	00/00/0000	<i>Required date format 00/00/0000</i>															
Case UPC / GTIN-14 <i>if currently exists on your cartons</i>	 0 00 12345 60001 2	<i>ensure the existing Case UPC has been provided to the Merchant Team via the New Item Form</i>															
Item UPC / GTIN-12 <i>required if a Case UPC is not available</i>	 0 12345 67890 5																

Seasonal label (in addition to the above carton label)

CVS does not review/approve seasonal labels prior to shipping. Please review the below requirements and ensure your labels are in compliance. If the PO Comment field does not provide clear seasonal information questions should be directed to the CVS Supply Planner.

To determine if seasonal labels are required, refer to the EDI “PO Comment” field. For example; “SM, Red White & Blue, Setup 4/22/19”

- SM (event code)*
- Red White & Blue (event category)**
- Setup 4/22/19 (store setup date)***

Requirements:

- ✓ **Four labels per carton (one on each side)**
- ✓ **Color:** Refer to below grid
- ✓ **Size / Placement:** 8” long x 5” wide (or as large as possible for smaller cartons). No placement requirement (prefer upper right hand corners or lower left hand corners)
- ✓ **Content:**
 - * Seasonal Event Code
 - ** Event Category (if provided in the EDI PO Comment field)
 - *** Store Setup Date

* If the Seasonal Event Code transmitted in the EDI PO Comment field is not listed on the Seasonal grid (ie. MA) refer to sample 2 below for instructions.

** If the Event Category transmitted in the EDI PO Comment Field is not listed on the Seasonal grid (ie. Mother’s Day), refer to sample 2 below for instructions. If the EDI PO Comment Field does not indicate an Event Category, omit it from the label

*** If the Store Set Up date is not transmitted in the EDI PO Comment Field, use the date listed on the Seasonal grid (if multiple dates are listed, choose the set up date that falls after your PO ship to arrive date/requested delivery date)

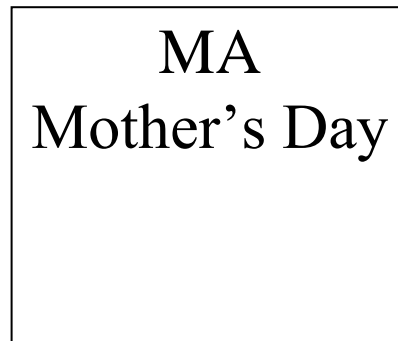
Seasonal label samples. They do not represent the actual size or PMS color.

- (1) Summer event category for an odd numbered year (refer to below grid)
- (2) Mother’s Day event category (not listed on the grid, no color required)

1



2



SEASONAL EVENT GRID

SEASON (EVENT) ****	LETTERING for ODD numbered years	LETTERING for EVEN numbered years	Store Setup Date	LABEL COLOR - PMS #
Valentine	VA	VA	12/29/19	Pink - PMS #232
Jan PGM	GP	GJ	12/29/19	No Fill
Spring / Lawn & Garden	SP	LG	2/15/19 3/10/19	Yellow - PMS Process Yellow
Spring / Lawn & Garden	SP	LG	2/15/20 3/15/20	Yellow - PMS Process Yellow
Easter	EA	EA	2/15/19	Yellow - PMS Process Yellow
Easter	EA	EA	2/15/20	Yellow - PMS Process Yellow
Summer	SM	SU	2/15/19 3/24/19 4/22/19	Blue - PMS #2935
Summer	SM	SU	2/15/20 3/22/20 4/12/20	Blue - PMS #2935
Back to School	BS	BT	6/2/19 7/7/19 7/21/19	Orange -PMS #021
Fall Décor / Thanksgiving	TK	FD	9/8/19	Brown - PMS #463
Halloween	HA	HW	9/8/19	Black - PMS Process Black
Fall and Winter	FL	FW	9/8/19 10/6/19 12/1/19	No Fill
Christmas Toys, Plush, Books & Accessories	XM	XC	9/8/19 10/6/19 11/1/19	Green - PMS #7482
Christmas	XM	XC	11/1/19	Red - PMS #199
Christmas - Wrap, Boxes, Bows, Ribbon, Bags	XM	XC	11/10/19 12/2/19	Red - PMS #199

**** All seasonal events are not listed. For seasonal events not listed - label color is "No Fill".

Events shown above may have more set dates than noted, review the EDI "po comment" field for correct event code, event category and set date per order. **NOTE:** If you currently do not receive the po comment from your EDI provider - you must contact them to fulfill this requirement.

Pallet Label

CVS does not review/approve pallet labels prior to shipping. Please review the below requirements and ensure your labels are in compliance.

In addition to providing a carton label on each carton, as outlined above, all pallets must contain two pallet labels.

- ✓ **Suppliers currently providing ASN data;** refer to the below pallet label sample. The pallet label must contain all components.
- ✓ **Suppliers NOT providing ASN data;** the pallet label must contain the information highlighted in green. Disregard all other information listed below the highlighted section.
- ✓ **ASN Onboarding;** The EDI team is monitoring supplier inbound volume and will contact applicable suppliers regarding ASN onboarding.

Pallet Label sample

Ship From Location	Company Name Street address City, State, Zip	CVS Distribution Center Street Address City, State, Zip	Ship To Location
Purchase Order #s	Purchase Order Number (s)		
Serial Shipping Container Bar Code (total of 20 #s) <i>SSCC # is required only for suppliers currently providing ASN data</i>	(00) 0 00 12345 55555555 8  SSCC # (see below example)		



Application Identifier (AI) - "00" indicates the SSCC-18 data structure will follow
Extension Digit - no defined logic/used to increase capacity of the Serial Reference
Company Prefix #s - 7-10 digits. Serial Reference #s - 6-9 digits
Serial Reference - assigned by holder of GS1 Company Prefix, unique identifier of shipping container (16 digits)
Check Digit - Use Modulo 10 algorithm to calculate. Use a free Check Digit Calculator offered by bar Code Graphics